MICRO COILS®
Engineering Simplified

MICROCOOL
Fresh & Frozen

Locations

EXPORT

Rajasthan

Haryana

Karnataka

MICRO COILS AND REFRIGERATION PVT. LTD.
E-41 (E1) RIICO Industrial Area, Khushkhera - Distt, Alwar - 301707, Rajasthan.
T: +91 (149) 3298118 M: +91-95878 96101 Toll Free No.: 1800 121 9499
E-mail: sales@microcoils.com | Web: www.microcoils.com

MICRO COILS®
Engineering Simplified

MICROCOOL
Fresh & Frozen

Quality
Reliability
Affordability

Air-Conditioning

Automotive

Telecom

Cold Rooms

Cold Storage

Milk Cooling

Heat Pumps & Thermal Battery

Dry / Adiabatic Cooling

Swappable Battery Cooling

MICRO COILS®
Engineering Simplified

microcool Fresh & Frozen

Heat Exchangers

24X7
Customer Support

1.0 Million
Coils can be Manufactured Annually

90,000
sq. ft. Campus of Manufacturing Facility

ISO 9001:2015
Certification for QMS
UL Safety Standard
BIS Certified

200%
CAGR Growth since inception

40%
Employees are Engineers & Domain Experts

MICRO COILS®
Engineering Simplified

microcool Fresh & Frozen

From **Engineering** To **Installation**

Micro Coils manufacturers high quality Fin & Tube Evaporators and Condensors designed for all commercial air-conditioning and refrigeration applications across HVAC & R industry. With a state-of-the-art manufacturing plant, best-in-class raw materials and highly skilled work force, Micro Coils boasts of unmatched quality product that are made to order for every customer according to their business needs. We quickly adapt to the changing needs of our customers and work towards achieving sustainable growth.

INNOVATION

Innovation is one of the key cultural pillars at Micro Coils, where we constantly look for ideas. We can build the right product for you from a rough sketch of your requirements. Heat exchangers offered by Micro Coils are custom designed by our experts to optimally suit your business requirements, making the systems more cost effective, energy neutral and easier to maintain.

Micro Coils also provides design consultancy, from scratch all the way to installation, for its valued customers helping them optimize their resources and providing optimum solutions for their business needs.

MICRO COILS
Engineering Simplified

MICROCOOL
Fresh & Frozen

Experts in Design.
Committed to Quality.
Focused on Customer Service.

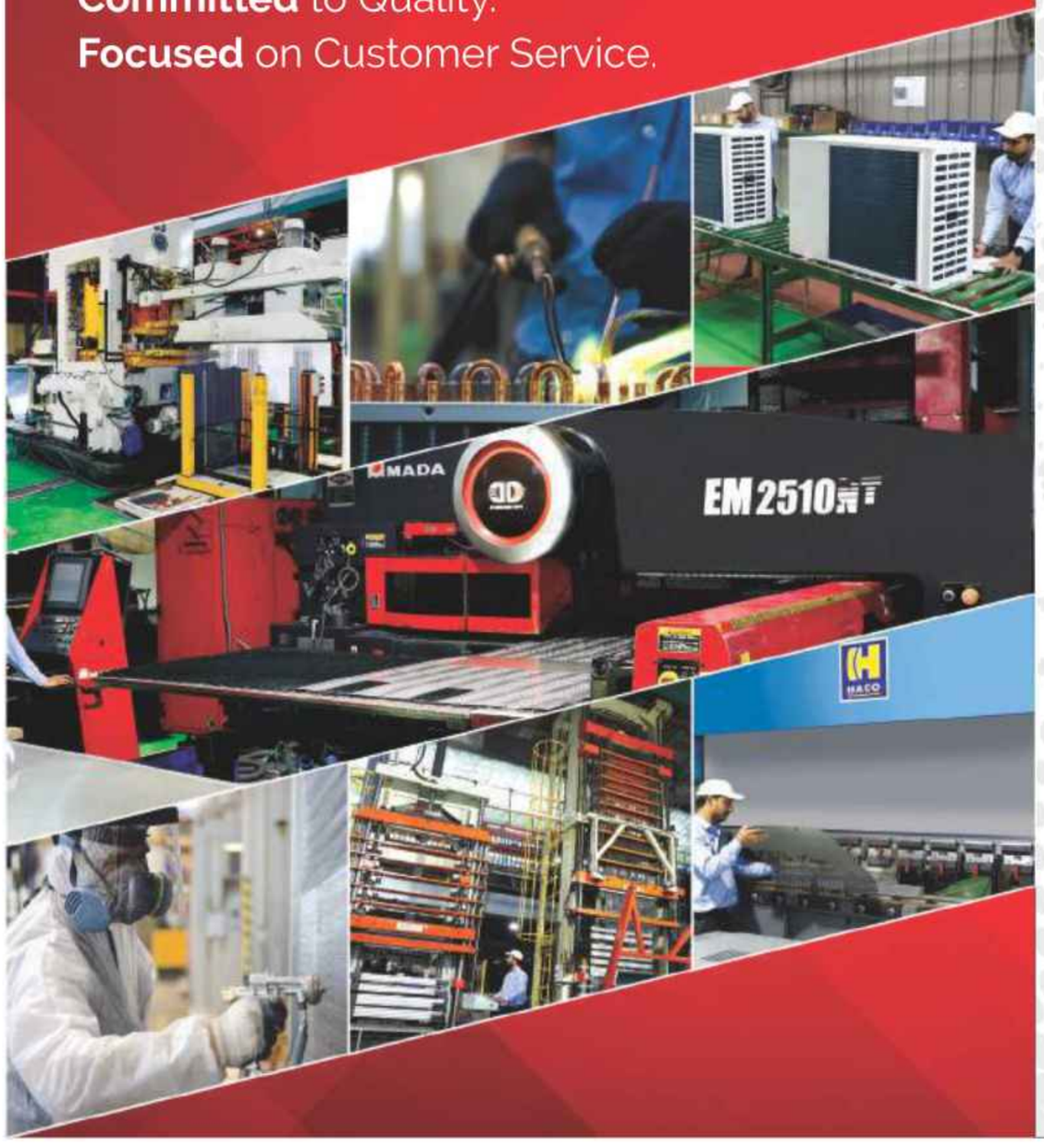

MICRO COILS
Engineering Simplified

MICROCOOL
Fresh & Frozen

Heat Exchanger **Machines**

- Automatic Fin Presses
- Hairpin Benders
- Tube Expanders
- Automatic Brazing Setup
- Leak Testing Facility - Waterdip
- Helium & Vacuum Testing
- Hot Air Oven for Contamination Removal
- Epoxy / Nano Coating Setup
- Powder Coating
- Tinning Setup
- Salt Fog Testing

Heat Exchanger **Machine Feasibility**

Die	5 MM	7 MM	7.93 MM	9.52 MM	12.7 MM	15.88 MM
M/C Name	FP-1	FP-2 (BUR OAK)	FP-3 (BUR OAK)	FP-4 (JDM)	FP-5 (JDM)	FP-6
Fin Pitch (mm)	19.5 x 11.52	21 x 12.7	25 x 21.65	25.4 x 22	35 x 35	50 x 50
Fin Surface	Louver	Louver, Sinewave, Plain	V - Waffle	Louver, Sinewave, Plain	Pyramid, Sinewave, Plain	Pyramid, Sinewave, Plain
Fin Edge	Rippled & Straight	Straight Edge	Straight Edge	Rippled & Straight	Rippled & Straight	Rippled & Straight
FPI	14 FPI ~ 21 FPI	14 FPI ~ 21 FPI	10 FPI ~ 21 FPI	5.5 FPI ~ 21 FPI	3 FPI ~ 14 FPI	2 FPI ~ 14 FPI
Types of Fin Stock	Bare, Coated, Copper Foil	Bare, Coated, Copper Foil	Bare, Coated, Copper Foil	Bare, Coated, Copper Foil	Bare, Coated, Copper Foil	Bare, Coated, Copper Foil
Types of Hairpin & Max. Length	IGT, 1200 MM	IGT, 3200 MM	Plain IGT, 3200 MM	Plain IGT, 4000 MM	Plain IGT, 8000 MM	Plain IGT, 8000 MM
Vertical Expander	1200 MM	2000 MM	2000 MM	2500 MM	N/A	N/A
Horizontal Expander	9000 MM	9000 MM	9000 MM	9000 MM	9000 MM	9000 MM

MICRO COILS®
Engineering Simplified

Heat **Exchangers**

Micro Coils is committed to quality and customer service. We provide world-class Heat Exchangers to our customers worldwide.

Heat Exchangers from Micro Coils are unique because we offer:

- Affordability
- Extremely high quality
- Uncompromised timely delivery
- Design expertise for custom development
- Tailor-made solutions for your business requirements

Types of **Heat Exchangers**

EVAPORATORS & CONDENSOR COILS

- Plain or Internally Grooved Tubes.
- Length can range from **0.16mtr to 9mtr**, can be bare or coated coils.
- Fin spacing as per customer requirements from **4** FPI to **20** FPI (fins per inch).
- Various Fin Patterns based on customer requirements.

  Sizes: 5mm, 7mm, 7.93mm, 9.52mm, 12.7mm & 15.88mm.

SPECIAL COILS

- Aluminum
- Chilled Water Coils
- Gold Epoxy Coated
- Water & Brine (Glycol) Coils
- Blue Hydrophilic & Hydrophobic

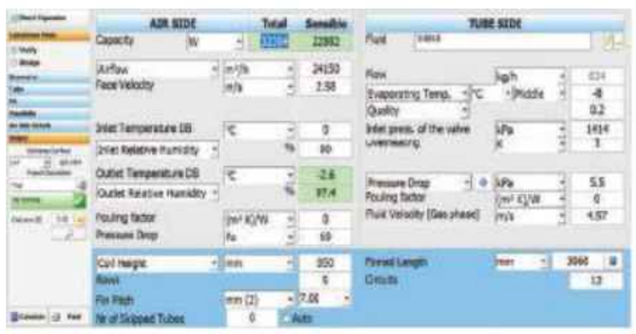

COOLING & HEAT PUMP COILS

ENGINEERED COILS

- Condensor Coils with shroud.
- Evaporator with sheet metal for convenience.
- Coils with Copper fins and tin coating for enhanced environmental protection.



MICRO COILS®
Engineering Simplified

Specialised **Coatings**

- **Tin Plating**
- **CED Coating**
- **Nano Coating**
- **Epoxy Coating**
- **Blygold Coating**
- **Heresite Coating**
- **Precoated Hydrophilic**

Quality has **NO REPLACEMENT**

Quality is of optimum importance to us, and hence our modern facilities shop floor has a well laid-out manufacturing process resistant to errors.

CERTIFICATIONS

BRAZER CERTIFICATION ISO 13585: 2012

IS 11329:2018

Testing **Facilities**

Burst and Cyclic Testing

Internal Contamination Testing

Salt Spray Testing

Microscopic Examination

MICRO COILS
Engineering Simplified

microcool
Fresh & Frozen

APPLICATIONS



MICRO COILS
Engineering Simplified

microcool
Fresh & Frozen

Refrigeration Systems

Micro Coils and Refrigeration Pvt. Ltd. is a leading manufacturer of Condensing Units, Evaporator Units, Telecom & Specially Designed Units for HVAC & R Industries. With expertise in design and engineering, an end-to-end range of solutions and a penchant for customer service. Micro Coils provides best-in-class technology for customers worldwide. Micro Coils has customers in Middle East & Europe, in addition to a fast growing market share across India & Asia.

Besides distributing a broad range of high efficiency evaporators, condensers and leading compressors, Micro Coils offers design & build cold room solutions customised to needs of end customers in the food & beverage and Pharmaceutical industry. The team is committed to deliver unmatched products and services through rapid innovation solving real business problem for customers across industries.

MICRO COILS
Engineering Simplified

MICROCOOL
Fresh & Frozen

Condensing **Units**

The integral horse power condensing units and indoor cooling units provide perfect cooling, creating value for its users. These condensing units and indoor units cater to all cold chain application including milk-cooling, fruits & vegetable, meat/poultry cold storage, fishery and food services. Our condensing units have been successfully adopted in the Indian market and enjoy proven success with its robust and reliable design. These CDUs and IDUs have been used by several well know end users in the dairy sector and process chilling space.

MODEL	MCUJ511PE	MCUC022PE	MCUC030PE	MCUC036PE	MCUC042PE	MCUC062PE	MCUC072PE	MCUR108PE	MCUR125PE	MCUR144PE
Capacity (Btu/ Hr) at + 4C/ 35C	6K	10K	15K	18K	20K	34K	40K	60K	74K	80K
Refrigerant	R-22/R407c /R404a	R-22/R407c /R404a	R-22/R407c /R404a	R-22/R407c/ R404a	R-22/R407c/ R404a	R-22/R407c/ R404a	R-22/R407c/ R404a	R-22/R404a	R-22/R404a	R-22/R404a
Compressor Type	Recip or Scroll	Recip or Scroll	Recip or Scroll	Recip or Scroll	Recip or Scroll	Recip or Scroll	Recip or Scroll	Scroll	Recip or Scroll	Scroll
Dimensions (mm)	830x295x557	830x295x557	830x295x557	1060x435x695	1060x435x695	1060x435x695	1100x410x1070	1290x600x945	1590x650x945	1590x650x945
Power Supply	230V / 1PH	230V- 1Ph or 400 V 3ph	230V- 1Ph or 400 V 3ph	230V- 1Ph or 400 V 3ph	400V / 3PH	400V / 3PH	400V / 3PH	400V / 3PH	400 V/ 3Ph	400 V/ 3Ph
Weight (KG)	70	72	78	90	92	98	98	140	145	215

Application **Milk**

TANK SIZE	300 L	500 L	1000 L	2000 L	3000 L	5000 L	10000 L
Body	Open Type	Fully Loaded	Fully Loaded	Fully Loaded	Fully Loaded	Fully Loaded	Fully Loaded
Compressor	KCJ -513	ZB15	ZB21	Zb21 x 2	Zb38 x 2	Zb48 x 2	Zb48 x 4
Compressor Type	Recip or Scroll	Recip or Scroll	Recip or Scroll	Recip or Scroll	Recip or Scroll	Recip or Scroll	Recip or Scroll
Refrigerant	R-22	R404A	R404A	R404A	R404A	R404A	R404A
Body Dimension (mm) LxDXH	830 x 295 x 557	1060 x 435 x 695	1060 x 435 x 695	1060 x 435 x 695	1120 x 410 x 1065	1120 x 410 x 1065	1120 x 410 x 1065
Power Supply	230 V/ 1Ph	230V- 1Ph or 400 V 3ph	230V- 1Ph or 400 V 3ph	230V- 1Ph or 400 V 3ph	400 V/ 3Ph	400 V/ 3Ph	400 V/ 3Ph
Total Unit Wt. (KG)	80	95	110	110	128	135	135

MICRO COILS
Engineering Simplified

MICROCOOL
Fresh & Frozen

Pillow **Plates**

Pillow Plates are heat exchanger plates that can be used in many ways for the industrial cooling of heating of your products. Micro Cool has good amount of experience in manufacturing Pillow Plates.

These laser welded plates have endless applications in different industries. Micro Cool Pillow Plates are used for vessels. For eg. cooling milk, soft drinks, wine or beer. But also other sectors use our plates like the chemical industry and the pharmaceutical industry.

Applications

- Evaporative Condenser
- Milk Tanks
- Process Tanks
- Immersion Chiller
- Ice Machine
- Heat Recovery Bank
- Conveyors
- Beer / Wine Tanks
- Falling Film Chiller
- Special Purpose Cooling for Dirty Fluid

MICRO COILS
Engineering Simplified

microcool
Fresh & frozen

APPLICATIONS



MICRO COILS
Engineering Simplified

microcool
Fresh & frozen

Evaporator **Units**

The high efficient coils are made from high quality inner-grooved copper tubes and special profile aluminium fins. Heat exchangers are supplied clean and tested under a pressure of 30 bars.

CASING: White powder coated aluminium, high corrosion strength, impact resistance, and does not produce polluting debris.

FAN MOTORS: All with high quality axial fan motors with high safety standards fitted well to the unit casing with an anti-vibration system.

DEFROST HEATERS: Provided by stainless steel heater elements covered by the aluminium tubes, located in the finned pack and in the drain pan.

ELECTRICAL PARTS & WIRING: Are connected to an earth terminal, carried out in junction box with access holes equipped with water-proof cable glands. All materials are selected carefully for long-term reliability.

ADVANTAGES OF MICROCOOL EVAPORATORS

- Low noise level
- High performance fans
- Low energy consumption
- Better cost / Benefit relation
- High efficient heat exchanger
- Easy installation and maintenance
- Fin spacing in **4, 4.5,6,7,9 and 10 mm.**
- Anti-corrosion fins are available upon request
- Stainless steel casing is available upon request
- Hot gas defrost version is available upon request
- Defrost safety thermostat is available upon request
- Solenoid valve and expansion valve inside are available upon request

Model **Classification**

ME - X - X - XXX - X - X - D

- D → DEFROST SYSTEM
- X → FIN SPACING
- X → FAN NUMBER*
- XXX → FAN Ø (MM)
- X → REFRIGERANT
  BLANK-R404A, G-GLYCOL, N-AMMONIA, C-CO2
- X → SERIES
  E-ECONOMICAL, P-PREMIUM, C-COMMECIAL, B-INDUSTRIAL
  F-FREEZER, D-DUAL DISCHARGE, A-ANGULAR
- ME → MICROCOOL EVAPORATOR

MICRO COILS
Engineering Simplified

MEP - PREMIUM SERIES EVAPORATORS

Fin Spacing - 4mm **with/without Heater**

MODEL	CAPACITY (KW)		CONNECTION (ø mm)		DIMENSIONS (mm)						
	Te=-8°C DT1 = 8K	Te=-25°C DT1 = 7K	INLET	OUTLET	A	B	C	D	E	F	G
MEP 2501 4D	1.84	1.34	12	16	702	420			430	350	200
MEP 2502 4D	3.55	2.59	12	19	1094	812			430	350	200
MEP 2503 4D	5.21	3.80	12	22	1486	1204			430	350	200
MEP 2504 4D	6.95	5.07	12	22	1878	1596			430	350	200
MEP 2506 4D	10.61	7.78	15	28	2662	2380	798	784	430	350	250
MEP 3001 4D	2.41	1.76	12	19	702	420			415	460	200
MEP 3002 4D	4.89	3.57	12	22	1094	812			415	460	200
MEP 3003 4D	7.40	5.40	12	22	1486	1204			415	460	250
MEP 3004 4D	9.74	7.10	15	28	1878	1596			415	460	250
MEP 3006 4D	14.69	10.69	15	28	2662	2380	798	784	415	460	300
MEP 4001 4D	4.63	3.33	12	19	912	630			455	530	250
MEP 4002 4D	8.96	6.45	12	22	1486	1204	602		455	530	300
MEP 4003 4D	11.31	8.14	15	28	1878	1596	551	494	455	530	300
MEP 4004 4D	18.71	13.48	15	35	2662	2380	597	593	455	530	350
MEP 4501 4D	6.74	4.92	12	22	1094	812			460	600	300
MEP 4502 4D	13.49	9.83	15	28	1878	1596	798		460	600	300
MEP 4503 4D	18.98	13.89	15	35	2662	2380	798	784	460	600	350
MEP 5001 4D	12.22	8.15	15	28	1165	850			455	740	400
MEP 5001 4D	15.44	10.58	15	28	1165	850			455	740	400
MEP 5002 4D	23.06	13.88	22	35	2015	1700	850		455	740	400
MEP 5002 4D	28.59	16.97	22	35	2015	1700	850		455	740	400
MEP 5003 4D	35.72	23.51	28	42	2865	2550	850		455	740	450
MEP 5003 4D	44.36	27.18	28	42	2865	2550	850		455	740	450

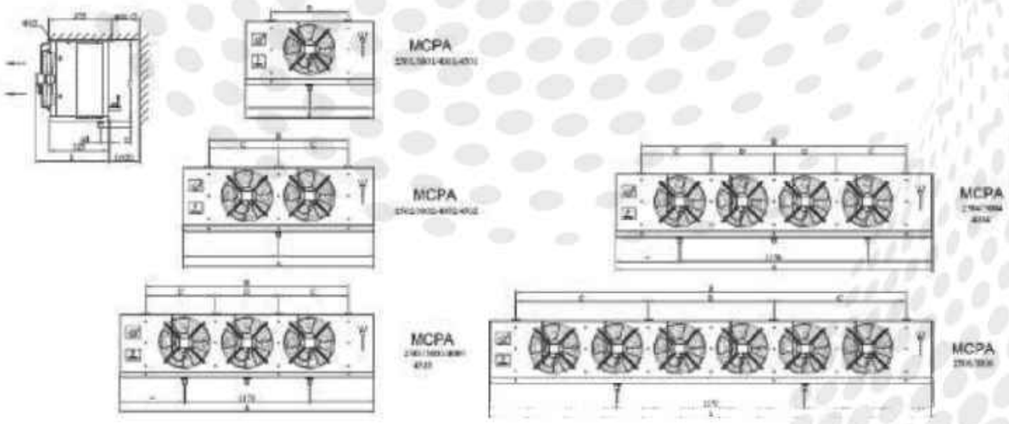

MICRO COILS
Engineering Simplified

Electrical **Data**

MODEL	AXIAL FAN					ELECTRIC DEFROST			
	FANØ X N°	VOLTAGE (V/50Hz)	POWER (W)	CURRENT (A)	AIR FLOW (m3/h)	AIR THROW (m)	COIL (W)	DRAIN PAN (W)	TOTAL (W)
MEP 2501 4D	250 X 1	230V/1PH	44	0.20	1100	4	2 × 440	1 × 440	1320
MEP 2502 4D	250 X 2	230V/1PH	88	0.40	2200	7	2 × 730	1 × 730	2190
MEP 2503 4D	250 X 3	230V/1PH	132	0.60	3300	8	2 × 1030	1 × 1030	3090
MEP 2504 4D	250 X 4	230V/1PH	176	0.80	4400	9	2 × 1310	1 × 1310	3930
MEP 2506 4D	250 X 6	230V/1PH	264	1.20	6600	12	2 × 1890	1 × 1890	5670
MEP 3001 4D	300 X 1	230V/1PH	80	0.40	1700	5	3 × 440	1 × 440	1760
MEP 3002 4D	300 X 2	230V/1PH	160	0.80	3400	7	3 × 730	1 × 730	2920
MEP 3003 4D	300 X 3	230V/1PH	240	1.20	5100	10	3 × 1030	1 × 1030	4120
MEP 3004 4D	300 X 4	230V/1PH	320	1.60	6800	11	3 × 1310	1 × 1310	5240
MEP 3006 4D	300 X 6	230V/1PH	480	2.40	10200	12	3 × 1890	1 × 1890	7560
MEP 4001 4D	400 X 1	230V/1PH	177	0.87	3500	9	4 × 550	1 × 550	2750
MEP 4002 4D	400 X 2	230V/1PH	354	1.74	7000	12	4 × 1030	1 × 1030	5150
MEP 4003 4D	400 X 3	230V/1PH	531	2.61	10500	13	4 × 1310	1 × 1310	6550
MEP 4004 4D	400 X 4	230V/1PH	708	3.48	14000	15	4 × 1890	1 × 1890	9450
MEP 4501 4D	450 X 1	230V/1PH	235	1.10	5000	13	4 × 730	1 × 730	3650
MEP 4502 4D	450 X 2	380V/3PH	466	1.28	10000	15	4 × 1310	1 × 1310	6550
MEP 4503 4D	450 X 3	380V/3PH	699	1.92	15000	17	4 × 1890	1 × 1890	9450
MEP 5001 4D	500 X 1	380V/3PH	650	1.15	8150	26	6×730	1×730	5110
MEP 5001 4D	500 X 1	380V/3PH	650	1.15	8150	25	7×730	2×730	6570
MEP 5002 4D	500 X 2	380V/3PH	1300	2.30	16500	28	6×1400	1×1400	9800
MEP 5002 4D	500 X 2	380V/3PH	1300	2.30	16500	27	7×1400	2×1400	12600
MEP 5003 4D	500 X 3	380V/3PH	1950	3.45	24750	30	6×2050	1×2050	14350
MEP 5003 4D	500 X 3	380V/3PH	1950	3.45	24750	29	7×2050	2×2050	18450

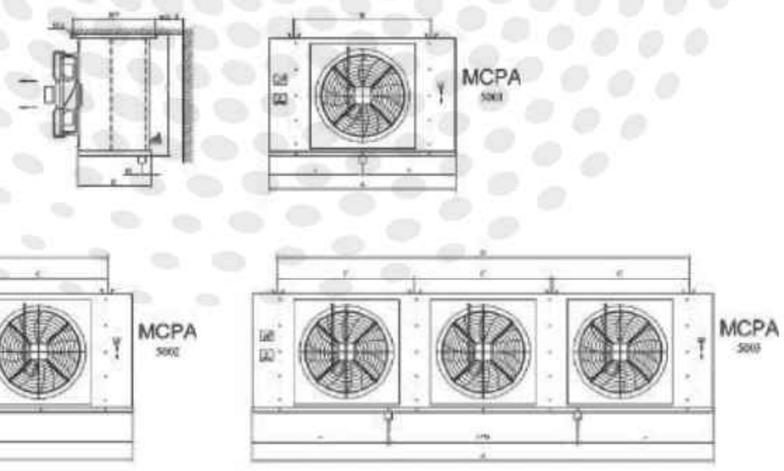

MICRO COILS
Engineering Simplified

MICROCOOL
Fresh & Frozen

MEB - INDUSTRIAL SERIES EVAPORATORS

Fin Spacing - 4.5mm **with/without Heater**

MODEL	CAPACITY		CONNECTION (ø mm)		DIMENSIONS (mm)							
	Te=-8°C DT1=8K	Te=-25°C DT1=7K	Inlet mm	Outlet mm	A	B	C	D	E	F	G	H
MEB 5501 4.5D	14.83	11.23	15	35	1475	1030	1030	900	610	800	300	720
MEB 5502 4.5D	29.66	22.47	22	42	2505	2060	1030	900	610	800	400	720
MEB 5503 4.5D	44.49	33.7	22	54	3535	3090	1030	900	610	800	450	720
MEB 5504 4.5D	59.33	44.92	22	67	4565	4120	1030	900	610	800	490	720
MEB 6301 4.5D	22.27	16.98	15	42	1675	1230	1230	1000	700	940	310	822
MEB 6302 4.5D	44.53	33.95	22	54	2905	2460	1230	1000	700	940	440	822
MEB 6303 4.5D	66.81	50.93	2×22	2×54	4135	3690	1230	1000	700	940	530	822
MEB 6304 4.5D	89.08	67.9	2×22	2×54	5365	4920	1230	1300	700	940	580	822
MEB 8001 4.5D	31.55	23.97	22	54	1875	1430	1430	1300	770	1045	390	880
MEB 8002 4.5D	63.12	47.95	28	76	3305	2860	1430	1300	770	1045	580	880
MEB 8003 4.5D	94.67	71.93	2×22	2×54	4735	4290	1430	1300	770	1045	700	880

Fin Spacing - 7mm **with/without Heater**

MODEL	CAPACITY		CONNECTION (ø mm)		DIMENSIONS (mm)							
	Te=-8°C DT1=8K	Te=-25°C DT1=7K	Inlet mm	Outlet mm	A	B	C	D	E	F	G	H
MEB 5501 7D	13.12	9.94	15	35	1475	1030	1030	900	610	800	300	720
MEB 5502 7D	26.25	19.88	22	42	2505	2060	1030	900	610	800	400	720
MEB 5503 7D	39.37	29.82	22	54	3535	3090	1030	900	610	800	450	720
MEB 5504 7D	50.87	38.52	22	67	4565	4120	1030	900	610	800	490	720
MEB 6301 7D	20.07	15.3	15	42	1675	1230	1230	1000	700	940	310	822
MEB 6302 7D	40.12	30.58	22	54	2905	2460	1230	1000	700	940	440	822
MEB 6303 7D	60.19	45.88	2×22	2×54	4135	3690	1230	1000	700	940	530	822
MEB 6304 7D	80.25	61.17	2×22	2×54	5365	4920	1230	1300	700	940	580	822
MEB 8001 7D	28.94	21.99	22	54	1875	1430	1430	1300	770	1045	390	880
MEB 8002 7D	57.9	43.99	28	76	3305	2860	1430	1300	770	1045	580	880
MEB 8003 7D	86.85	65.99	2×22	2×54	4735	4290	1430	1300	770	1045	700	880

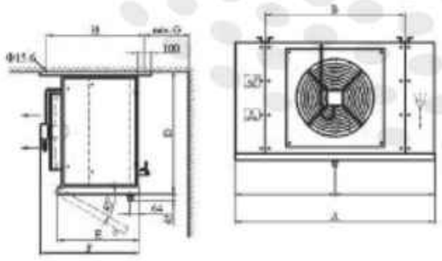

MEB 5501/6301/8001

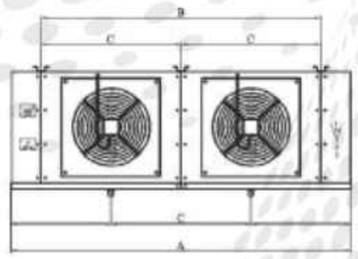

MEB 5501/6302/8002

MICRO COILS
Engineering Simplified

MICROCOOL
Fresh & Frozen

Electrical **Data**

MODEL	AXIAL FANS						ELECTRIC DEFROST		
	FANØ X N°	VOLTAGE (V/50Hz)	POWER (W)	CURRENT (A)	AIR FLOW m3/hr	AIR THROW (m)	COIL (W)	DRAIN PAN (W)	TOTAL (W)
MEB 5501 4.5D	550 X 1	380V/3PH	720	1.55	9800	26	4 × 1280	2 × 1280	7680
MEB 5502 4.5D	550 X 2	380V/3PH	1440	3.1	19600	28	4 × 2320	2 × 2320	13920
MEB 5503 4.5D	550 X 3	380V/3PH	2160	4.65	29400	30	4 × 3200	2 × 3200	19200
MEB 5504 4.5D	550 X4	380V/3PH	2880	6.2	39200	32	4 × 4260	2 × 4260	25560
MEB 6301 4.5D	630 X 1	380V/3PH	735	1.32	11500	27	7 × 1510	2 × 1510	13590
MEB 6302 4.5D	630 X 2	380V/3PH	1470	2.64	23000	30	7 × 2740	2 × 2740	24660
MEB 6303 4.5D	630 X 3	380V/3PH	2205	3.96	34500	32	7 × 3800	2 × 3800	34200
MEB 6304 4.5D	630 X 4	380V/3PH	2940	5.28	46000	34	7 × 5060	2 × 5060	45540
MEB 8001 4.5D	800 X 1	380V/3PH	1380	2.49	18600	35	10 × 1700	2 × 1700	20400
MEB 8002 4.5D	800 X 2	380V/3PH	2760	4.98	37200	39	10 × 2810	2 × 2810	33720
MEB 8003 4.5D	800 X 3	380V/3PH	4140	7.47	55800	40	10 × 4420	2 × 4420	53040

Electrical **Data**

MODEL	AXIAL FANS						ELECTRIC DEFROST		
	FANØ X N°	VOLTAGE (V/50Hz)	POWER (W)	CURRENT (A)	AIR FLOW m3/hr	AIR THROW (m)	COIL (W)	DRAIN PAN (W)	TOTAL (W)
MEB 5501 7D	550 X 1	380V/3PH	720	1.55	9800	26	4 × 1280	2 × 1280	7680
MEB 5502 7D	550 X 2	380V/3PH	1440	3.1	19600	28	4 × 2320	2 × 2320	13920
MEB 5503 7D	550 X 3	380V/3PH	2160	4.65	29400	30	4 × 3200	2 × 3200	19200
MEB 5504 7D	550 X4	380V/3PH	2880	6.2	39200	32	4 × 4260	2 × 4260	25560
MEB 6301 7D	630 X 1	380V/3PH	735	1.32	11500	27	7 × 1510	2 × 1510	13590
MEB 6302 7D	630 X 2	380V/3PH	1470	2.64	23000	30	7 × 2740	2 × 2740	24660
MEB 6303 7D	630 X 3	380V/3PH	2205	3.96	34500	32	7 × 3800	2 × 3800	34200
MEB 6304 7D	630 X 4	380V/3PH	2940	5.28	46000	34	7 × 5060	2 × 5060	45540
MEB 8001 7D	800 X 1	380V/3PH	1380	2.49	18600	35	10 × 1700	2 × 1700	20400
MEB 8002 7D	800 X 2	380V/3PH	2760	4.98	37200	39	10 × 2810	2 × 2810	33720
MEB 8003 7D	800 X 3	380V/3PH	4140	7.47	55800	40	10 × 4420	2 × 4420	53040

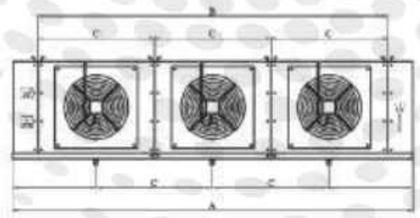

MEB 5503/6303/8003

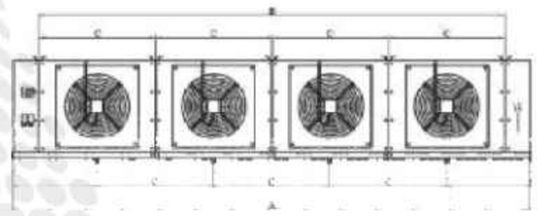

MEB 5504/6304

MICRO COILS
Engineering Simplified

microcool
Fresh & Frozen

Blast Freezer

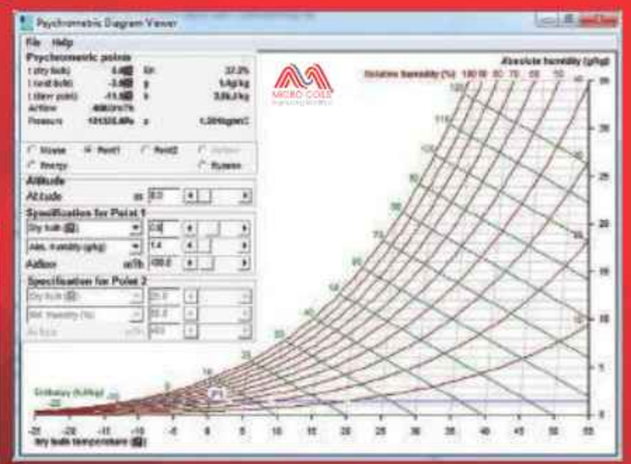

MICRO COILS
Engineering Simplified

microcool
Fresh & Frozen

MEP - PREMIUM SERIES EVAPORATORS

Fin Spacing - 4mm **with/without Heater**

MODEL	CAPACITY (KW)		CONNECTION (ø mm)		NUMBER OF ROWS	DIMENSIONS (mm)				
	Te=-8°C	Te=-25°C	INLET	OUTLET						
	DT1 = 8K	DT1 = 7K				A	B	C	H1	H2
MEF 6302 7D	27.44	22.9	28	54	6	1665	1090	230	1965	2140
MEF 6302 7D	32.01	26.1	28	67	8	1665	1090	230	1965	2140
MEF 6304 7D	56.29	47.03	2 X 28	2 X 54	6	2865	1090	230	1965	2140
MEF 6304 7D	65.82	53.78	2 X 28	2 X 54	8	2865	1090	230	1965	2140
MEF 6306 7D	85.14	71.17	2 X 35	2 X 76	6	4215	1090	230	1965	2140
MEF 6306 7D	105.11	88.39	2 X 35	2 X 76	8	4215	1090	230	1965	2140
MEF 8002 7D	37.28	31.32	35	76	6	2130	1200	295	2310	2605
MEF 8002 7D	45.32	38.53	35	76	8	2130	1200	295	2310	2605
MEF 8004 7D	73.8	61.05	2 X 35	2 X 76	6	3670	1200	295	2310	2605
MEF 8004 7D	92.18	77.25	2 X 35	2 X 76	8	3770	1200	295	2310	2605
MEF 8006 7D	111.43	92.21	2 X 35	2 X 76	6	5310	1200	295	2310	2605
MEF 8006 7D	135.89	113.35	2 X 35	2 X 76	8	5310	1200	295	2310	2605
MEF 6302 10D	23.46	19.72	28	54	6	1665	1090	230	1965	2140
MEF 6302 10D	28.45	23.43	28	67	8	1665	1090	230	1965	2140
MEF 6304 10D	48.07	40.45	2 X 28	2 X 54	6	2865	1090	230	1965	2140
MEF 6304 10D	58.42	48.19	2 X 28	2 X 54	8	2865	1090	230	1965	2140
MEF 6306 10D	72.7	61.2	2 X 35	2 X 76	6	4215	1090	230	1965	2140
MEF 6306 10D	91.16	77.3	2 X 35	2 X 76	8	4215	1090	230	1965	2140
MEF 8002 10D	31.89	26.83	35	76	6	2130	1200	295	2310	2605
MEF 8002 10D	39.46	32.98	35	76	8	2130	1200	295	2310	2605
MEF 8004 10D	63.96	53.41	2 X 35	2 X 76	6	3670	1200	295	2310	2605
MEF 8004 10D	77.03	64.45	2 X 35	2 X 76	8	3770	1200	295	2310	2605
MEF 8006 10D	96.53	80.65	2 X 35	2 X 76	6	5310	1200	295	2310	2605
MEF 8006 10D	119.62	100.45	2 X 35	2 X 76	8	5310	1200	295	2310	2605

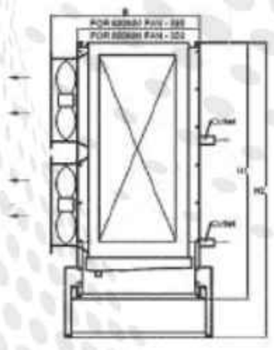

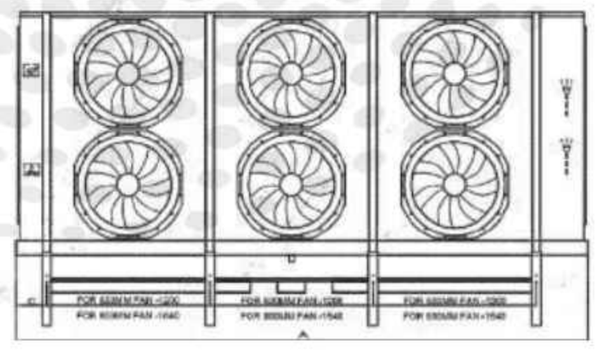

MEF 6306/8006

MICRO COILS
Engineering Simplified

microcool
Fresh & Frozen

Refrigeration **Condensing Unit**

Capacity	1 HP - 40 HP
Compressor type	Harmetic Recip. Scroll Semi harmetic Screw
Refrigerant	R134a, R22, R407c, R404a, R410, R32, R717
Power supply	1Ø - 230v 50 Hz 3Ø - 400v 50/60 Hz

Blast freezer Condensing unit -2 Stage suitable for -40•C

Commercial Refrigeration **MBP (R134a)**

CU Model	Compressor Used	Capacity (W)	Power Input (W)	Weight(Kg)
MCFR 419 PG1S	KCE419	444	240	15
MCFR 421 PG1S	ECZ421	646	225	15
MCFR 432 PG1S	KCE432	990	345	20
MCFR 444 PG1S	KCE444	1075	470	20
MCFR 463 PG1S	KCN463	1458	625	25
MCFR 467 PG1S	KCJ467	1569	700	30
MCFR 498 PG1S	KCJ498	2199	988	35

Cooling Capacity at 7.2C and 35C, Return Gas Temp 18.3C and 0 K subcooling

MICRO COILS
Engineering Simplified

microcool
Fresh & Frozen

Customized **Units**

Special cooling needs for telecom and battery cooling as per need of application.
We design keeping high ambient & dusty conditions of India.
Capacity range from 600 - 10,000 Watts with eco friendly refrigerant.
Voltage Option DC48V, A/C 230V / 400V.

Parameter	Details
Cooling Capacity	600 - 10,000 W
Heat Load Capacity	2000-2500 W
Sensible Heat Ratio	90-95%

MICRO COILS
Engineering Simplified

MICROCOOL
Fresh & Frozen

Dry Cooler

Model	Dimensions (mm)			Air Qty.	FAN NUMBERS	Installed Power	Total Surface	Fin Gap
Single Row	Length	Width	Height	CMH		KW	Sq. Mtrs.	MM
MC-H-1R-2F-1C	3405.75	1900	1883.6	60,000	2	7.4	595.2	2.54
MC-H-1R-3F-1C	4929.75	1900	1983.6	90,000	3	11.1	793.6	2.54
MC-H-1R-4F-1C	6453.75	1900	2008.6	120,000	4	14.8	992	2.54
MC-H-1R-5F-1C	7977.75	1900	2108.6	150,000	5	18.5	1190.4	2.54
MC-H-1R-6F-1C	9501.75	1900	2133.6	180,000	6	22.2	1488	2.54
MC-H-1R-7F-1C	11025.75	1900	2133.6	210,000	7	25.9	1785.6	2.54
Double Row								
MC-H-2R-4F-1C	3405.75	1900	1699	60,000	4	8.8	595.2	2.54
MC-H-2R-6F-1C	4929.75	1900	1799	90,000	6	13.2	793.6	2.54
MC-H-2R-8F-1C	6453.75	1900	1824	120,000	8	17.6	992	2.54
MC-H-2R-10F-1C	7977.75	1900	1924	150,000	10	22	1190.4	2.54
MC-H-2R-12F-1C	9501.75	1900	1949	180,000	12	26.4	1488	2.54
MC-H-2R-14F-1C	11025.75	1900	1949	210,000	14	30.8	1785.6	2.54

Applications

- Liquid to Air Cooling
- Remote Radiator
- Air-Cooled Oil Cooler
- Gas Cooler
- Fuel Cooler
- Air to Air Cooler

MICRO COILS
Engineering Simplified

MICROCOOL
Fresh & Frozen

Dry Cooler

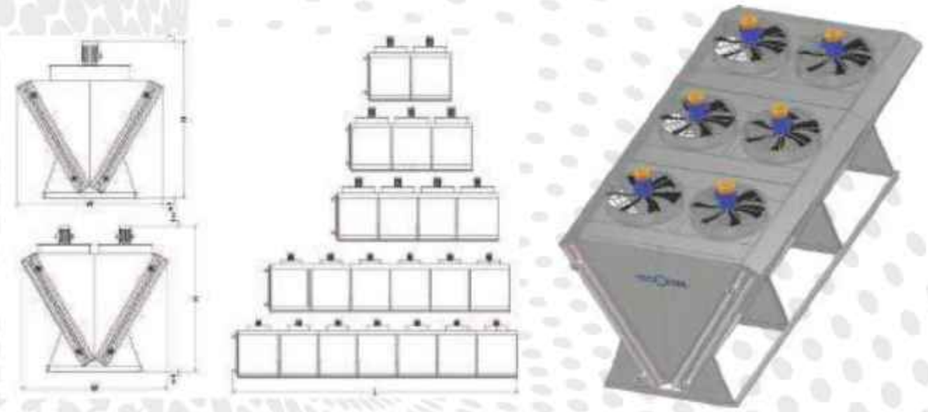

Model	Dimensions (mm)			Air Qty.	FAN NUMBERS	Installed Power	Total Surface	Fin Gap
Single Row	Length	Width	Height	CMH		KW	Sq. Mtrs.	MM
MC-V-1R-2F-1C	3321.6	2285.69	2454.3	118,506	2	7.4	263.095	2.54
MC-V-1R-3F-1C	4845.6	2285.69	2454.3	177,759	3	11.1	394.6425	2.54
MC-V-1R-4F-1C	6369.6	2285.69	2454.3	237,012	4	14.8	526.19	2.54
MC-V-1R-5F-1C	7893.6	2285.69	2454.3	296,265	5	18.5	657.7375	2.54
MC-V-1R-6F-1C	9417.6	2285.69	2454.3	355,518	6	22.2	789.285	2.54
MC-V-1R-7F-1C	10941.6	2285.69	2454.3	414,771	7	25.9	920.8325	2.54
Double Row								
MC-V-2R-4F-1C	3321.6	2285.69	2269.7	118,506	4	8.8	110.59	2.54
MC-V-2R-6F-1C	4845.6	2285.69	2269.7	177,759	6	13.2	165.88	2.54
MC-V-2R-8F-1C	6369.6	2285.69	2269.7	237,012	8	17.6	221.18	2.54
MC-V-2R-10F-1C	7893.6	2285.69	2269.7	296,265	10	22	276.47	2.54
MC-V-2R-12F-1C	9417.6	2285.69	2269.7	355,518	12	26.4	331.76	2.54
MC-V-2R-14F-1C	10941.6	2285.69	2269.7	414,771	14	30.8	387.06	2.54